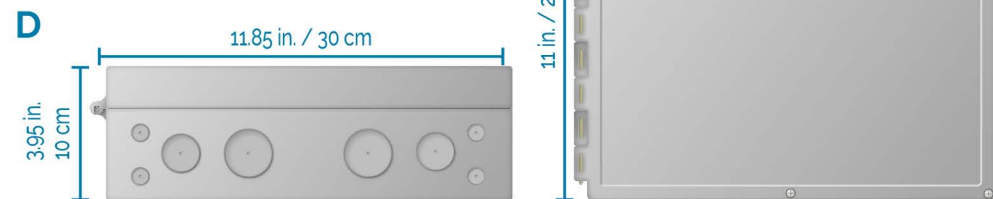
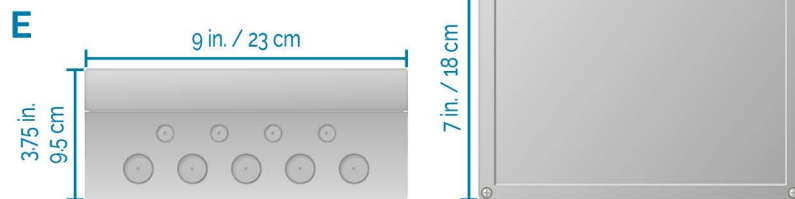
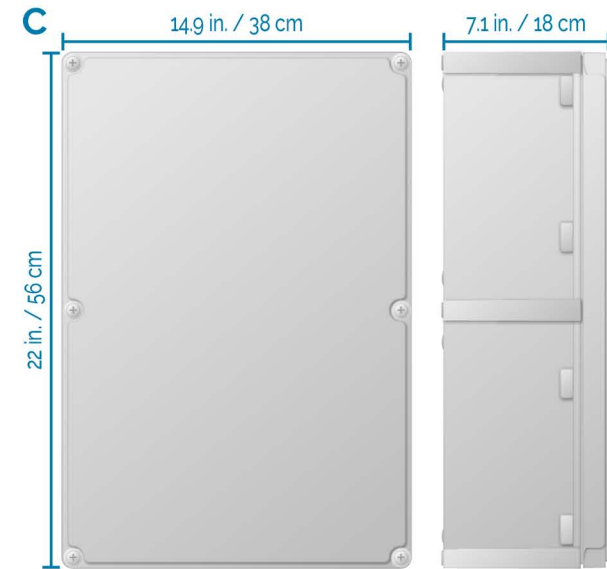
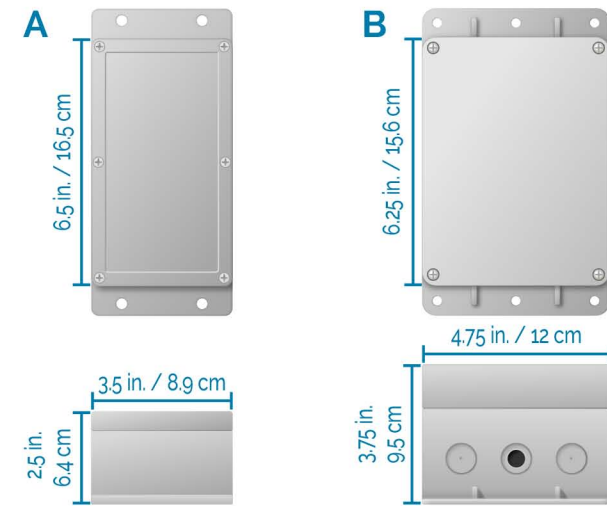


Features/capabilities	AutoFlex Connect	AutoFlex Connect Mini	PBX-11	PBX-10	PBX-HMC	SUPRA-RS	PEC-PLUS-RS	PEC	SEC-DC	SEC-HD	TVS	FHC-1D	VTC-1D	MTC-4C	MTC-3C	MSC-4	SSV-DC	SSC-1D	NVC-2	SPC-2	HMB / HMC	IMC	ECC-1	ECC-2	LDB	LDB-2	TEB
Total stages	*	*	11	10	1	16	8	5	5	5	3	2	1	1	1	1	1	1	1	1	1	1	6	2	2	2	6
Variable stages (AC)	*	*	2	2	1	4	2	2	2	2	1	1	1	1	1	1	1	1	1	1	1	1	6	2	2	2	6
General-purpose relays	*	*	9	6		12	6	3	3	3	1	1						1	3	2			6	2			6
0-10 variable stages (DC)	*	*	2	2					2								1								1	2	
Slave unit capability	✓	✓	✓	✓	✓	✓	✓	✓	✓	✓	✓	✓	✓	✓	✓	✓	✓	✓	✓	✓	✓	✓	✓	✓	✓	✓	✓
Inlet actuator control	✓	✓	✓	✓	✓	✓	✓	✓	✓	✓	✓	✓	✓	✓	✓	✓	✓	✓	✓	✓	✓	✓	✓	✓	✓	✓	✓
Curtain control	✓	✓	✓	✓	✓	✓	✓	✓	✓	✓	✓	✓	✓	✓	✓	✓	✓	✓	✓	✓	✓	✓	✓	✓	✓	✓	✓
Timed events	✓	✓	✓	✓	✓	✓	✓	✓	✓	✓	✓	✓	✓	✓	✓	✓	✓	✓	✓	✓	✓	✓	✓	✓	✓	✓	✓
Manual control/override	✓	✓	✓	✓	✓	✓	✓	✓	✓	✓	✓	✓	✓	✓	✓	✓	✓	✓	✓	✓	✓	✓	✓	✓	✓	✓	✓
Temperature control	✓	✓	✓	✓	✓	✓	✓	✓	✓	✓	✓	✓	✓	✓	✓	✓	✓	✓	✓	✓	✓	✓	✓	✓	✓	✓	✓
Multi-zone temperature control	✓	✓	✓	✓	✓	✓	✓	✓	✓	✓	✓	✓	✓	✓	✓	✓	✓	✓	✓	✓	✓	✓	✓	✓	✓	✓	✓
Temperature-based duty cycle	✓	✓	✓	✓	✓	✓	✓	✓	✓	✓	✓	✓	✓	✓	✓	✓	✓	✓	✓	✓	✓	✓	✓	✓	✓	✓	✓
Humidity control	✓	✓	✓	✓	✓	✓	✓	✓	✓	✓	✓	✓	✓	✓	✓	✓	✓	✓	✓	✓	✓	✓	✓	✓	✓	✓	✓
Static pressure control	✓	✓	✓	✓	✓	✓	✓	✓	✓	✓	✓	✓	✓	✓	✓	✓	✓	✓	✓	✓	✓	✓	✓	✓	✓	✓	✓
De-icing startup	✓	✓	✓	✓	✓	✓	✓	✓	✓	✓	✓	✓	✓	✓	✓	✓	✓	✓	✓	✓	✓	✓	✓	✓	✓	✓	✓
Hysteresis	✓	✓	✓	✓	✓	✓	✓	✓	✓	✓	✓	1°F	1°F	1°F	1°F	1°F	1°F	1°F	1°F	1°F	1°F	1°F	1°F	1°F	1°F	1°F	1°F
Alarm settings	✓	✓	✓	✓	✓	✓	✓	✓	✓	✓	✓	✓	✓	✓	✓	✓	✓	✓	✓	✓	✓	✓	✓	✓	✓	✓	✓
Digital display	✓	✓	✓	✓	✓	✓	✓	✓	✓	✓	✓	✓	✓	✓	✓	✓	✓	✓	✓	✓	✓	✓	✓	✓	✓	✓	✓
Off setback	✓	✓	✓	✓	✓	✓	✓	✓	✓	✓	✓	✓	✓	✓	✓	✓	✓	✓	✓	✓	✓	✓	✓	✓	✓	✓	✓
Outdoor temp. monitoring	✓	✓	✓	✓	✓	✓	✓	✓	✓	✓	✓	✓	✓	✓	✓	✓	✓	✓	✓	✓	✓	✓	✓	✓	✓	✓	✓
Ammonia monitoring	✓	✓	✓	✓	✓	✓	✓	✓	✓	✓	✓	✓	✓	✓	✓	✓	✓	✓	✓	✓	✓	✓	✓	✓	✓	✓	✓
Carbon dioxide monitoring	✓	✓	✓	✓	✓	✓	✓	✓	✓	✓	✓	✓	✓	✓	✓	✓	✓	✓	✓	✓	✓	✓	✓	✓	✓	✓	✓
Water usage monitoring	✓	✓	✓	✓	✓	✓	✓	✓	✓	✓	✓	✓	✓	✓	✓	✓	✓	✓	✓	✓	✓	✓	✓	✓	✓	✓	✓
Rain sensor override	✓	✓	✓	✓	✓	✓	✓	✓	✓	✓	✓	✓	✓	✓	✓	✓	✓	✓	✓	✓	✓	✓	✓	✓	✓	✓	✓
Keypad programmable	✓	✓	✓	✓	✓	✓	✓	✓	✓	✓	✓	✓	✓	✓	✓	✓	✓	✓	✓	✓	✓	✓	✓	✓	✓	✓	✓
Programmable growth curve	✓	✓	✓	✓	✓	✓	✓	✓	✓	✓	✓	✓	✓	✓	✓	✓	✓	✓	✓	✓	✓	✓	✓	✓	✓	✓	✓
Additional motor curves	✓	✓	✓	✓	✓	✓	✓	✓	✓	✓	✓	✓	✓	✓	✓	✓	✓	✓	✓	✓	✓	✓	✓	✓	✓	✓	✓
Computer software required	✓	✓	✓	✓	✓	✓	✓	✓	✓	✓	✓	✓	✓	✓	✓	✓	✓	✓	✓	✓	✓	✓	✓	✓	✓	✓	✓
Remote monitoring and control	✓	✓	✓	✓	✓	✓	✓	✓	✓	✓	✓	✓	✓	✓	✓	✓	✓	✓	✓	✓	✓	✓	✓	✓	✓	✓	✓
Upgradeable firmware	✓	✓	✓	✓	✓	✓	✓	✓	✓	✓	✓	✓	✓	✓	✓	✓	✓	✓	✓	✓	✓	✓	✓	✓	✓	✓	✓
Transferable settings	✓	✓	✓	✓	✓	✓	✓	✓	✓	✓	✓	✓	✓	✓	✓	✓	✓	✓	✓	✓	✓	✓	✓	✓	✓	✓	✓
Enclosure	C	D	E	E	E	D	E	E	E	E	E	B	B	B	B	B	B	B	B	B	B	E	A	E	E	E	E

* AutoFlex is modular; the stages depend on the modules selected.
 ■ PBX-11 DC stages track the AC stages and follow the same settings.



Model	Variable stage type and ratings		Relay purpose and ratings	
AutoFlex Connect / AutoFlex Connect Mini	AC	7 A at 120/230 VAC, general-purpose (resistive) 4.9 FLA at 120/230 VAC, PSC motor 1/2 HP at 120 VAC, 1 HP at 230 VAC 800 W @ 120 VAC, 1600 W @ 230 VAC	General (RM-4)	15 A at 120/230 VAC, general-purpose (resistive) 1/2 HP at 120 VAC, 1 HP at 230 VAC
	DC	0 to 10 VDC, 2K Ω load	General (RM-2)	20 A at 120/230 VAC, general-purpose (resistive) 1 HP at 120 VAC, 2 HP at 230 VAC
PBX-10 / PBX-11	AC	10 A at 120/230 VAC, general-purpose (resistive) 7 FLA at 120/230 VAC, PSC motor 1/2 HP at 120 VAC, 1 HP at 230 VAC, PSC motor	General	10 A at 120/230 VAC, general-purpose (resistive) 1/3 HP at 120 VAC, 1/2 HP at 230 VAC 360 W tungsten at 120 VAC
	DC	0 to 10 V, 2K Ω load		
PBX-HMC	AC	20 A at 120 VAC, general-purpose (resistive) 2300 W at 120 VAC	-	
SUPRA	AC	10 A at 120/230 VAC, general-purpose (resistive) 7 FLA at 120/230 VAC, PSC motor 1/2 HP at 120 VAC, 1 HP at 230 VAC, PSC motor	General	10 A at 120/230 VAC, general-purpose (resistive) 1/3 HP at 120 VAC, 1/2 HP at 230 VAC 360 W tungsten at 120 VAC
PEC-PLUS	AC	10 A at 120/230 VAC, general-purpose (resistive) 7 FLA at 120/230 VAC, PSC motor 1/2 HP at 120 VAC, 1 HP at 230 VAC, PSC motor	General	10 A at 120/230 VAC, general-purpose (resistive) 1/3 HP at 120 VAC, 1/2 HP at 230 VAC 360 W tungsten at 120 VAC
PEC	AC	7.5 A at 120/230 VAC, general-purpose (resistive) 5 FLA at 120/230 VAC, PSC motor 1/3 HP at 120 VAC, 1/2 HP at 230 VAC, PSC motor	General	4.4 A at 120 VAC, 2.2 A at 230 VAC, general-purpose (resistive) 1/6 HP at 230 VAC 360 W tungsten at 120 VAC
			Inlet	4.4 A at 120 VAC, 2.2 A at 230 VAC, 5 A at 30 VDC 6 A at 120/230 VAC general-purpose (resistive) 1/3 HP at 120 VAC, 1/2 HP at 230 VAC 360 W tungsten at 120 VAC
SEC-DC	DC	0 to 10 V, 2K Ω load	General	6 A at 120/230 VAC general-purpose (resistive) 1/3 HP at 120 VAC, 1/2 HP at 230 VAC 360 W tungsten at 120 VAC
SEC-HD	AC	10 A at 120/230 VAC, general-purpose (resistive) 7 FLA at 120/230 VAC, PSC motor 1/2 HP at 120 VAC, 1 HP at 230 VAC, PSC motor	General	6 A at 120/230 VAC general-purpose (resistive) 1/3 HP at 120 VAC, 1/2 HP at 230 VAC 360 W tungsten at 120 VAC
TVS	AC	7.5 A at 120/230 VAC, general-purpose (resistive) 5 FLA at 120/230 VAC, PSC motor 1/3 HP at 120 VAC, 1/2 HP at 230 VAC, PSC motor	General	6 A at 120/230 VAC general-purpose (resistive) 1/3 HP at 120 VAC, 1/2 HP at 230 VAC 360 W tungsten at 120 VAC
FHC-1D	AC	10 A at 120/230 VAC, general-purpose (resistive) 7 FLA at 120/230 VAC, PSC motor 1/2 HP at 120 VAC, 1 HP at 230 VAC, PSC motor	General	10 A at 120/230 VAC, general-purpose (resistive) 1/3 HP at 120 VAC, 1/2 HP at 230 VAC 360 W tungsten at 120 VAC
VTC-1D	AC	10 A at 120/230 VAC, general-purpose (resistive) 7 FLA at 120/230 VAC, PSC motor 1/2 HP at 120 VAC, 1 HP at 230 VAC, PSC motor	-	
MTC-4C / MTC-3C*	AC	10 A at 120/230 VAC, general-purpose (resistive) 7 FLA at 120/230 VAC, PSC motor 1/2 HP at 120 VAC, 1 HP at 230 VAC, PSC motor	-	
MSC-4*	AC	12.5 A at 120/230 VAC, general-purpose (resistive) 9 FLA at 120/230 VAC, PSC motor 1/2 HP at 120 VAC, 1 HP at 230 VAC, PSC motor	-	
SSV-DC	DC	0 to 10 V, 2K Ω load	Disconnect	5A at 250 VAC; 5A at 30 VDC, resistive load 2A at 250 VAC; 2A at 30 VDC, inductive load
SSC-1D			General	10 A at 120/230 VAC, general-purpose (resistive) 1/3 HP at 120 VAC, 1/2 HP at 230 VAC 360 W tungsten at 120 VAC
NVC-2	-		Curtain, heater	15 A at 120/230 VAC, resistive load 1/2 HP at 120 VAC, 1 HP @ 230 VAC
NVC-2-12 / NVC-2-24	-		Curtain, heater	12 A at 30 VDC
SPC-2	-		Curtain	15 A at 120/230 VAC, resistive load 1/2 HP at 120 VAC, 1/HP @ 230 VAC
HMB / HMC	AC	20 A at 120 VAC, general-purpose (resistive) 2300 W at 120 VAC	-	
IMC	AC	3.5 A at 115/230 VAC 400 W at 115 VAC; 800 W at 230 VAC	-	
ECC-1	-		General	10 A at 120/230 VAC, general-purpose (resistive) 1/3 HP at 120 VAC, 1/2 HP at 230 VAC 360 W tungsten at 120 VAC 250 VA at 120 VAC for pilot-duty use
ECC-2	-		General 1	20 A at 120/230 VAC, general-purpose (resistive) 1 HP at 120 VAC, 2 HP at 230 VAC
			General 2	10 A at 120/230 VAC, general-purpose (resistive) 1/3 HP at 120 VAC, 1/2 HP at 230 VAC 360 W tungsten at 120 VAC
LDB	AC	20 A at 120/230 VAC, general-purpose (resistive) 2300 W at 120 VAC, 4600 W at 230 VAC	Disconnect	20 A at 120/230 VAC, general-purpose (resistive) 1 HP at 120 VAC, 2 HP at 230 VAC
	DC	0 to 10 V, 50 Ω , 200 mA		
LDB-2	AC	20 A at 120/230 VAC, general-purpose (resistive) 2300 W at 120 VAC, 4600 W at 230 VAC	Disconnect	10 A at 120/230 VAC, general-purpose (resistive) 1/3 HP at 120 VAC, 1/2 HP at 230 VAC 360 W tungsten at 120 VAC
	DC	0 to 10 V, 50 Ω , 200 mA		
TEB	-		General	10 A at 120/230 VAC, general-purpose (resistive) 1/3 HP at 120 VAC, 1/2 HP at 230 VAC 360 W tungsten at 120 VAC 250 VA at 120 VAC for pilot-duty use

* The MSC-4 and MTC-3C are also available in 8.5 A models.