


# **K** KRAIBURG **Beef Flooring**



## **MONTA**



**MOST POPULAR**

- **1" thick**
- **Raised profile ensures traction in heavily trafficked areas**
- **Improves grip on sloped areas**
- **Allows for easy navigation in both directions**

***Recommended by Dr. Nels Lindberg!***



## **LOSPA SB**




- **7/8" thick**
- **Curved surface with 5% slop toward slats**
- **Helps facilitate drainage**
- **Can be custom cut for slatted flooring**
- **Improves slip-resistance which reduces the risk of injury**
- **Custom cut to fit your facility**



# **K** KRAIBURG **Beef Flooring**



## **KURA**



**Stud Profile Underside**

- **1" thick**
- **Best footing and ideal softness for optimal traction**
- **Slip-resistant flooring for concrete walking areas**
- **Interlocking edges create seamless surface**


## **Cirrus**



**Grooved Underside**

- **3/4" thick**
- **Better footing and ideal softness for optimal traction**
- **Ideal for areas with vehicle traffic**
- **Can be custom cut for slatted flooring**

## **LOMAX**



- **1" thick**
- **Adapts to any subsurface**
- **Simple installation**
- **Perfect for: stall stabilization, wash areas, and calf facilities**

**(920) 922-1970**



**agromatic.net**

