




KRAIBURG Beef Flooring

CIRRUS


MOST POPULAR



Slat Lock for Easy Installation




Top Surface



Underside

- **3/4" thick**
- **Best footing and ideal softness for optimal traction**
- **Slip-resistant flooring for concrete walking areas**
- **Interlocking edges create seamless surface**



LOSPA SWISS



Slat Lock for Easy Installation



Top Surface



Underside

- **3/4" thick**
- **Interlocking edges create seamless surface**
- **Reinforced surface**
- **Improves slip-resistance which reduces the risk of injury**
- **Custom cut to fit your facility**





KRAIBURG Beef Flooring

MONTA



Recommended by Dr. Nels Lindberg!



Top Surface




Underside

- 1" thick
- Raised profile ensures traction in heavily trafficked areas
- Improves grip on sloped areas
- Allows for easy navigation in both directions

SIESTA



Top Surface




Underside

- Better footing and ideal softness for optimal traction
- Ideal for calving pens
- Air-cushion underside
- Solid footing for any ranch hand's work area

LOMAX

- 1" thick
- Adapts to any subsurface
- Simple installation
- Perfect for: stall
- stabilization, wash areas, and calf facilities
- Suitable for a temporary solution



Top Surface



Underside

